

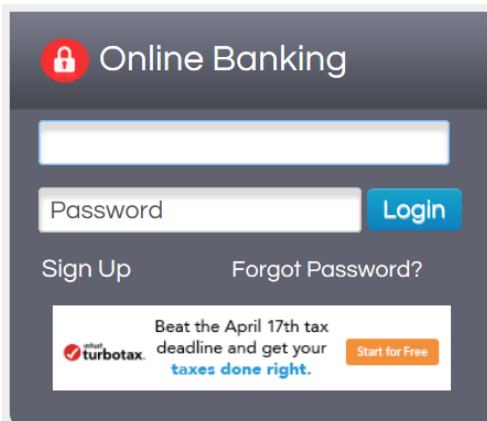
Online Banking Login and eStatements Instructions

Online Banking is a secure and convenient way to view and manage your accounts. With our Online Banking service, you are also able to sign up for eStatements to view your account statements from your mobile device. Below are some quick and easy instructions to sign into Online Banking and sign up for eStatements.

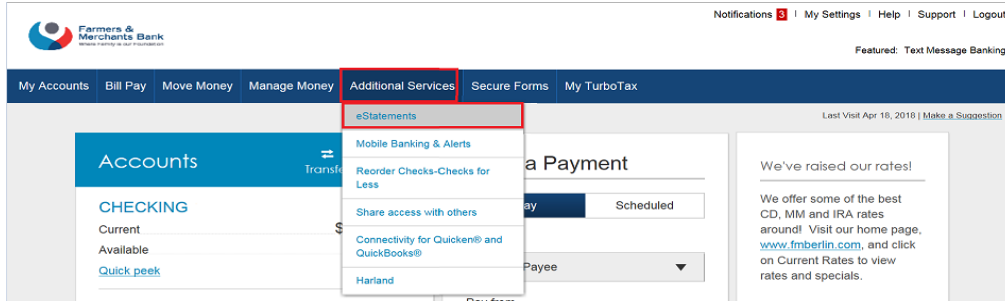
1. Once you have received an email from us saying your online registration has been accepted, then visit our Online Banking Island at www.fmberlin.com after 7:00 p.m. of the current business day and log-in using the username and password you set up during registration.
2. If you are logging in from your smart phone click on the Lock and then choose “login to Desktop Banking”. If you are logging in from your Desktop or iPad/Tablet, skip to Step 3.



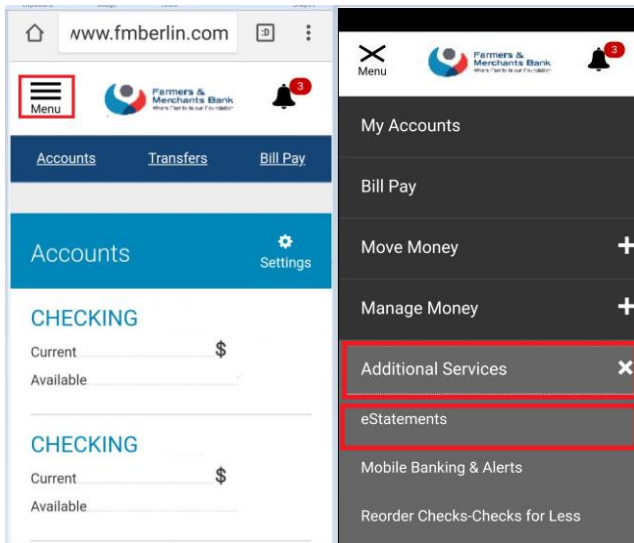
3. Enter your username and password, then click on “Login.”



- To sign up for eStatements from desktop banking: Click on the Additional Services tab, choose eStatements from the drop down and accept the terms. You are now signed up to receive eStatements where each month you will receive an email when your statement is available to view.



- To sign up for eStatements on a mobile device, click Menu and choose eStatements from the drop down and accept the terms. You are now signed up to receive eStatements where each month you will receive an email when your statement is available to view.



If you have any questions, please contact our Online Banking Team at 920-361-1454, Option 2.